



## Guide to BIDMC Radiology Scientific Sessions, Courses & Exhibits

Sunday, November 30, 2014	
SSA22-05 10:45-12:15 PM S104A	<i>ISP: Radiation Oncology and Radiobiology (Lung Cancer)</i> Technical Success and Safety of Transbronchial versus Percutaneous Fiducial Placement for CyberKnife Radiotherapy of Lung Tumors. <b>Deirdre E. Moran, Robert G. Sheiman, Olga R. Brook, Maryellen R. Sun</b> , Anand Mahadevan, <b>Bettina Siewert</b>
SSA04-03 10:45-12:15 PM S404CD	<i>Chest (Lung Cancer Screening)</i> Trends in CT Screening for Lung Cancer at Leading Academic Medical Centers. <b>Phillip M. Boiselle</b> , Caroline Chiles, James G. Ravenel, Charles S. White
INE003-b 12:30-1:00 PM Learning Center, Hall D	<i>INS-SUA Informatics Sunday Poster Discussions</i> Improving Peer Review Compliance: A Novel Solution for Anonymous Review on PACS. <b>Chun-Shan Yam, Bettina Siewert</b> , Jonathan Yam, <b>Jonathan B. Kruskal</b> , <u>Seth J. Berkowitz</u>
HPS140 1:00-1:30 PM Learning Center, Hall D	<i>HPS-SUB Health Services Sunday Poster Discussions</i> Probable Benign Hepatic and Renal Extracolonic findings Drive Variability in Recommendations for Follow-up of between the National CT Colonography Screening Trial and a Consensus Panel. Hanna M. Zafar, Ilana F. Gareen, Jorean Sicks, Amy K. Hara, <b>Bettina Siewert</b> , William C. Black, Judy Yee
VSPD12 2:00-3:30 PM S102AB	<i>Pediatric Series: Pancreas: Fetal/Neonatal</i> <b>Deborah Levine</b> , Daniela Prayer - Moderators
RC101D 2:00-3:30 PM S406B	<i>Pulmonary Thromboembolism: Concepts and Controversies 2014</i> Optimizing CTPA: Radiation Dose Reduction - <b>Diana Litmanovich</b>



RSNA 2014  
Radiological Society of North America  
100<sup>th</sup> Scientific Assembly and Annual Meeting  
Sunday, November 30<sup>th</sup> - Friday, December 5<sup>th</sup>, 2014  
McCormick Place, Chicago, Illinois



*The Department of Radiology  
19<sup>th</sup> Annual Alumni Cocktail Reception  
Beth Israel Deaconess Medical Center*

*Dr. Jonathan Kruskal*

&

*The Department of Radiology  
request the honor of your presence*

Tuesday, December 2nd, 2014  
6:00 pm to 8:00 pm

University Club of Chicago  
76 East Monroe Street

*Business or business casual attire, no jeans*

Monday, December 1, 2014	
SSC04 10:30-12:00 PM E353A	<u>Gastrointestinal (Pancreas Cancer)</u> Desiree E Morgan, <b>Koenraad J Morteale</b> , moderators
SSC08-07 10:30-12:00 PM E450B	<u>ISP: Musculoskeletal (Advanced Cartilage Imaging)</u> Changes in Delayed Gadolinium-enhanced MRI of Cartilage (dGEMRIC) Indices and the Association with Cartilage Loss in the Tibiofemoral Compartments over 1 Year: a 3.0T MRI Study. Michel D. Crema, David J. Hunter, <b>Deborah Burstein</b> , Frank W. Roemer, Jose Roberto Silva, Ali Guermazi
CHS242 12:15-12:45 PM Learning Center, Hall D	<u>CHS-MOA Chest Monday Poster Discussions</u> Lung Volume and Heterogeneity: CT Quantification of Lobar Contribution. <u>Mario Silva</u> , Stefan F. Nemecek, <u>Benedikt H. Heidinger</u> , <u>Mariaelena Occhipinti</u> , Valerie Dufresne, Francesco Molinari, <b>Alexander A. Bankier</b>
MIS125 12:15-12:45 PM S503AB	<u>MIS-MOA Molecular Imaging Monday Poster Discussions</u> Characterization of Glycolytic Activity and Perfusion in a Renal Cell Carcinoma Mouse Model during Sunitinib Response and Resistance with Hyperpolarized 13-C-pyruvate MRI. <b>Leo L. Tsai</b> , <b>Xiaoen Wang</b> , <u>Gopal Varma</u> , Rupal Bhatt, <b>David C. Alsop</b> , <b>Aaron K. Grant</b>
MSCT21 1:30-3:00 PM S100AB	Case-based Review of Thoracic Radiology (An interactive Session) <b>Diana Litmanovich</b> - Moderator
SSE15-01 3:00-4:00 PM E451B	<u>Musculoskeletal (Foot and Ankle)</u> Imaging of Adult Flatfoot: Correlation of Radiographic Measurements with MRI. <u>Yu-Ching Lin</u> , <b>Jennifer Ni Mhuirheartaigh</b> , Joshua Lamb, <b>Justin W. Kung</b> , Corrie M. Yablon, <b>Jim S. Wu</b>
MSCT22 3:30-5:00 PM S100AB	Case-based Review of Thoracic Radiology (An interactive Session) <b>Diana Litmanovich</b> - Moderator  MSCT22C    Aortic and Pulmonary Arterial Disorders - <b>Diana Litmanovich</b>

Tuesday, December 2, 2014	
MSQ131 8:30 -10:00 AM S406B	<u>Quality Improvement in Your Practice: Fundamentals of Lean - What, How, and Why now?</u> Ella A Kazerooni, James V Rawson, <b>Jonathan B. Kruskal</b> - Moderators  MSQ131A    Why Lean? The Fundamentals of a Lean Approach; Key Lean Management Principles - <b>Jonathan B. Kruskal</b>
VSCH31 8:30 AM -12:00 PM S405AB	<u>Chest Series: Pancreas: Thoracic CT and MR Imaging: State of the Art</u> Quantitative CT for COPD - <b>Alexander Bankier</b>
VBR31-08 8:30-12:00 PM Arie Crown Theater	<u>Breast Series: Emerging Technologies in Breast Imaging</u> Radiation Dose during Screening Digital Breast Tomosynthesis: Does Patient Age, Compression Thickness or Breast Tissue Density Matter? <u>Francesca Proulx</u> , <b>Shambhavi Venkataraman</b> , <u>Richard E. Sharpe</u> , <b>Alexander Brook</b> , <b>Vandana M. Dialani</b> , <b>Valerie J. Fein-Zachary</b> , <b>Priscilla J. Slanetz</b> , <b>Tejas S. Mehta</b>
SSG01-09 10:30-12:00 PM E451A	<u>Breast Imaging (Diagnostics and Treatment Monitoring)</u> Are Incidental Hepatic Lesions on Breast MRI Clinically Significant? <u>Mark Knox</u> , <b>Priscilla J. Slanetz</b> , <u>Richard E. Sharpe</u> , <b>Vandana M. Dialani</b> , <b>Shambhavi Venkataraman</b> , <b>Jordana Phillips</b> , <b>Valerie J. Fein-Zachary</b> , <b>Tejas S. Mehta</b>
HPS161 12:45-1:15 PM Learning Center, Hall D	<u>HPS-TUB Health Services Tuesday Poster Discussions</u> 30-day Readmission Rate following Transjugular Intrahepatic Portosystemic Shunt (TIPS) Placement: A Single Center Experience. <b>Ammar Sarwar</b> , Elliot Tapper, Douglas Grunwald, <b>Salomao Faintuch</b> , Raza Malik, <b>Muneeb Ahmed</b>
SSJ02 3:00-4:00 PM E450A	<u>ISP: Breast Imaging (CT/Contrast)</u> John M. Lewin, <b>Priscilla J. Slanetz</b> , moderators
SSJ09-03 3:00-4:00 PM E450B	<u>Gastrointestinal (Pancreas Focal Lesions)</u> Incremental Value of Secretin-Enhanced Magnetic Resonance Cholangiopancreatography in the Screening of Asymptomatic Individuals with High Risk of Pancreatic Cancer. Neda Rastegar, Luciana Athayde, John Eng, Naoki Takahashi, Eric P. Tamm, <b>Koenraad J. Morteale</b> , Sapna Syngal, Elliot K. Fishman, Marcia I. Canto, Ihab R. Kamel

Wednesday, December 3, 2014	
RC508B 8:30-10:00 AM E450B	<i>Multimodality Imaging of the Acute Female Pelvis: US, CT and MRI (An interactive Session)</i> US of Gynecological Emergencies - <b>Robin B. Levenson</b>
VSIR41-08 8:30-12:00 PM E352	<i>Interventional Series: Non-Vascular Interventions</i> Change in Management as a Result of Culture Obtained during CT-Guided Drainage in Patients Who Receive Pre-Drainage Antibiotics. <u>Kathryn L. McGillen</u> , Ruvandhi Nathavitharana, <b>Alexander Brook</b> , <b>Maryellen R. Sun</b> , <b>Bettina Siewert</b> , <b>Vassilios D. Raptopoulos</b> , <b>Robert A. Kane</b> , <b>Robert G. Sheiman</b> , <b>Olga R. Brook</b>
SSK01-01 10:30-12:00 PM Arie Crown Theater	<i>Breast Imaging (Tomosynthesis Screening)</i> Abnormalities Seen on Screening 3D Digital Breast Tomosynthesis: Is Additional Diagnostic Mammography Always Necessary? <u>Richard E. Sharpe</u> , <b>Shambhavi Venkataraman</b> , <b>Jordana Phillips</b> , <b>Vandana M. Dialani</b> , <b>Valerie J. Fein-Zachary</b> , <b>Seema Prakash</b> , <b>Priscilla J. Slanetz</b> , <b>Tejas S. Mehta</b>
SSK05-06 10:30-12:00 PM S404CD	<i>Chest (Emphysema/Airway)</i> Longitudinal Assessment of Tissue Loss and Air-trapping in Functionally Stable Lung Transplant Recipients Using Quantitative CT Measurements. <u>Mario Silva</u> , Daniela Kienzl, Christina Mueller-Mang, Peter Jaksch, Klepetko Walter, <b>Alexander A. Bankier</b>
SSK16-04 10:30-12:00 PM N226	<i>Neuroradiology (Advanced Neuroimaging of Alzheimer's Disease)</i> Application of a Support Vector Machine Learning Algorithm Towards the Accurate Identification of Alzheimer's Dementia with Perfusion Arterial Spin Labeled MR Imaging. Cyrus Raji, <b>Weiyang Dai</b> , Oscar Lopez, H. Michael Gach, Lewis H. Kuller, Paul Thompson, Michael D. Kuo, James T. Becker
INE032-b 12:15-12:45 PM Learning Center, Hall D	<i>INS-WEA Informatics Wednesday Poster Discussions</i> Interactive Web Application for Asynchronous Active Learning in Radiology. <u>Seth J. Berkowitz</u> , <u>David A. Glazier</u> , <b>Jonathan B. Kruskal</b>
NRS434 12:15-12:45 PM Learning Center, Hall D	<i>NRS-WEA Neuroradiology Wednesday Poster Discussions</i> Application of a Support Vector Machine Learning Algorithm towards the Accurate Identification of Alzheimer's Dementia with Perfusion Arterial Spin Labeled MR Imaging. Cyrus Raji, <b>Weiyang Dai</b> , Oscar Lopez, H. Michael Gach, Lewis H. Kuller, Paul Thompson, Michael D. Kuo, James T. Becker
GIE271 12:45-1:15 PM Learning Center, Hall D	<i>GIS-WEB Gastrointestinal Wednesday Poster Discussions</i> The Hepatoduodenal Ligament Revealed: Cross-Sectional Imaging Spectrum of Anatomical Variants, Diseases and Neoplasms. Daniel A. Souza, Amin S. Chaoui, <u>Mark Knox</u> , <u>Deirdre E. Moran</u> , Aleksandar Ivanovic, <b>Koenraad J. Mortele</b>

Wednesday, December 3, 2014 (cont'd)	
VSI041 1:30-5:00 PM S405AB	<i>Interventional Oncology Series: Mechanisms Matter: Basic Science Every IO Should Know</i> <b>S. Nahum Goldberg</b> - Moderator  VSI041-04 Combination Ablation with Nanodrugs: Free Radicals, Heat Shock Proteins, Hif-1a and Beyond - <b>S. Nahum Goldberg</b>  VSI041-07 Systemic Implications of IO Therapies: Increased Tumorigenesis? - <b>Muneeb Ahmed</b>
MSRP41 1:30-5:00 PM E451B	<i>RSNA Resident and Fellow Symposium (An Interactive Session)</i> MSRP41-02 Why I Joined an Academic Practice - <u>Richard E Sharpe</u> , <b>Tejas S. Mehta</b>  MSRP41-04 Practice Experts Answer Your Questions - <b>Tejas S. Mehta</b> , Paul H. Ellenbogen
SSM02-03 3:00-4:00 PM E451A	<i>Breast Imaging (Biopsy Techniques)</i> Proposed Breast Biopsy Performance Benchmarks for MRI Based on an Audit of a Large Academic Center. <u>Neda I. Sedora-Roman</u> , <b>Vandana M. Dialani</b> , <u>Richard E. Sharpe</u> , <b>Shambhavi Venkataraman</b> , <b>Priscilla J. Slanetz</b> , <b>Valerie J. Fein-Zachary</b> , <b>Jordana Phillips</b> , <b>Tejas S. Mehta</b>

Thursday, December 4, 2014	
RC631 8:30-10:00 AM S502AB	<i>Tumor Abation beyond the Liver: Practical Techniques for Success (How-to Workshop)</i> Debra A Gervais, Terrnce T Healey, Anil N Kurup, <b>Muneeb Ahmed</b> - Moderators
RC601B 8:30-10:00 AM E353C	<i>Chest Imaging: How Radiologic-Pathologic Correlation Informs Interpretation</i> Diseases of the Small Airways - <b>Phillip M Boiselle</b>
VIS261 12:15-12:45 PM Learning Center, Hall D	<i>VIS-THA Vascular/Interventional Thursday Poster Discussions</i> Clinical Outcomes in Primary Hyperaldosteronism Treatment: Radiofrequency Ablation vs. Adrenalectomy vs. Medical Therapy. <b>Ammar Sarwar</b> , Ari C. Sacks, <b>Olga R. Brook</b> , <u>Erica A. Gupta</u> , <b>Nahum Goldberg</b> , <b>Barry A. Sacks</b> , <b>Muneeb Ahmed</b> , <b>Salomao Faintuch</b>
QSE010-b 12:45-1:15 PM Learning Center, Hall D	<i>QSE-THB Quality Storyboards Thursday Poster Discussions</i> Incorporating Consensus-Oriented Contemporaneous Peer-Review into a Breast Imaging Practice. <b>Jordana Phillips</b> , <b>Tejas S. Mehta</b> , <b>Shambhavi Venkataraman</b> , <b>Richard E. Sharpe</b> , <b>Vandana M. Dialani</b> , <b>Seema Prakash</b> , <b>Valerie J. Fein-Zachary</b> , <b>Priscilla J. Slanetz</b> , <b>Chun-Shan Yam</b> , <b>Jonathan B. Kruskal</b>



Thursday, December 4, 2014 (cont'd)	
RC752 4:30-6:00 PM E264	<i>US-guided Interventional Breast Procedures (Hands-on Workshop)</i> Jocelyn A Rapelyea, Margaret M Szabunio, Liane E Philpotts, <b>Shambhavi Venkataraman</b> - Moderators
RC716C 4:30-6:00 PM S403A	<i>Mitigation of Litigation</i> (Sponsored by the RSNA Professionalism Committee) Expert Witness Testimony: Issues of Ethics, Equality, Qualifications etc for Being an Expert Witness - <b>Ronald L Eisenberg</b>
RC752 4:30-6:00 PM E264	US-guided Interventional Breast Procedures (Hands-on Workshop) Jocelyn A. Rapelyea, Margaret M. Szabunio, Liane E. Philpotts, <b>Shambhavi Venkataraman</b> , Angelique C. Floerke, Rachel F. Brem, Karen S. Johnson, Nicole S. Lewis - Faculty

Friday, December 5, 2014	
RC809C 8:30-10:00 AM N230	<i>Pitfalls in Abdominal Imaging Refresher Course</i> Pitfalls in Hepatic Doppler Sonography - <b>Jonathan B. Kruskal</b>
RC824 8:30-10:00 AM E353A	Publishing in Radiology: What You Always Wanted to Know and Never Asked. <b>Herbert Y. Kressel, Deborah Levine, Alexander A. Bankier</b> , Elkan F Halpern, David F Kallmes - Faculty
SST01-09 10:30-12:00 PM E450B	<i>Breast Imaging (Multi-Modality Imaging)</i> Does Breast Arterial Calcifications on Mammography Predict Elevated Risk of Developing Symptomatic Coronary Artery Disease? <u>Tamuna Chadashvili</u> , <b>Priscilla J. Slanetz, Diana Litmanovich, Ferris M. Hall</b>
SST10-02 10:30-12:00 PM N227	<i>Neuroradiology (Advances in Neuro CT Imaging)</i> Performance of Integrated Circuit Detectors in Head CT: Objective and Subjective Image Quality in Comparison to Conventional Detector Design. Harald Brodoefel, Andreas Korn, Benjamin Bender, <b>Rafeeque A. Bhadelia</b> , Peter Heiss, Ulrike Ernemann
SST16-04 10:30-12:00 PM E352	Vascular/Interventional (IR: GI and Hepatobiliary Interventions) Primary Hepatic Arterial Stenting in Patients after Liver Transplantation: 1 Year Patency Rates and Long Term Clinical Outcomes. <b>Ammar Sarwar, Ian M. Brennan, Olga R. Brook, Felipe B. Collares, Salomao Faintuch, Barry A. Sacks, Muneeb Ahmed</b>



Names in Bold = BIDMC Radiology Faculty/Staff; Trainees

Poster Exhibits with Discussions	
INE003-b 12:30-1:00 PM Sun 11/30 Learning Center, Hall D	<b>INS-SUA Informatics Sunday Poster Discussions</b> Improving Peer Review Compliance: A Novel Solution for Anonymous Review on PACS. <b>Chun-Shan Yam, Bettina Siewert</b> , Jonathan Yam, <b>Jonathan B. Kruskal, Seth J. Berkowitz</b>
HPS140 1:00-1:30 PM Sun 11/30 Learning Center, Hall D	<b>HPS-SUB Health Services Sunday Poster Discussions</b> Probable Benign Hepatic and Renal Extracolonic findings Drive Variability in Recommendations for Follow-up of between the National CT Colonography Screening Trial and a Consensus Panel. Hanna M. Zafar, Ilana F. Gareen, Joreen Sicks, Amy K. Hara, <b>Bettina Siewert</b> , William C. Black, Judy Yee
CHS242 12:15-12:45 PM Mon 12/01 Learning Center, Hall D	<b>CHS-MOA Chest Monday Poster Discussions</b> Lung Volume and Heterogeneity: CT Quantification of Lobar Contribution. <u>Mario Silva</u> , Stefan F. Nemec, <u>Benedikt H. Heidinger</u> , <u>Mariaelena Occhipinti</u> , Valerie Dufresne, Francesco Molinari, <b>Alexander A. Bankier</b>
MIS125 12:15-12:45 PM Mon 12/01 S503AB	<b>MIS-MOA Molecular Imaging Monday Poster Discussions</b> Characterization of Glycolytic Activity and Perfusion in a Renal Cell Carcinoma Mouse Model during Sunitinib Response and Resistance with Hyperpolarized 13-C-pyruvate MRI. <b>Leo L. Tsai, Xiaoen Wang, Gopal Varma, Rupal Bhatt, David C. Alsop, Aaron K. Grant</b>
HPS161 12:45-1:15 PM Tues 12/02 Learning Center, Hall D	<b>HPS-TUB Health Services Tuesday Poster Discussions</b> 30-day Readmission Rate following Transjugular Intrahepatic Portosystemic Shunt (TIPS) Placement: A Single Center Experience. <b>Ammar Sarwar</b> , Elliot Tapper, Douglas Grunwald, <b>Salomao Faintuch, Raza Malik, Muneeb Ahmed</b>
INE032-b 12:15-12:45 PM Wed 12/03 Learning Center, Hall D	<b>INS-WEA Informatics Wednesday Poster Discussions</b> Interactive Web Application for Asynchronous Active Learning in Radiology. <u>Seth J. Berkowitz, David A. Glazier, Jonathan B. Kruskal</u>
NRS434 12:15-12:45 PM Wed 12/03 Learning Center, Hall D	<b>NRS-WEA Neuroradiology Wednesday Poster Discussions</b> Application of a Support Vector Machine Learning Algorithm towards the Accurate Identification of Alzheimer's Dementia with Perfusion Arterial Spin Labeled MR Imaging. Cyrus Raji, <b>Weiyang Dai</b> , Oscar Lopez, H. Michael Gach, Lewis H. Kuller, Paul Thompson, Michael D. Kuo, James T. Becker
GIE271 12:45-1:15 PM Wed 12/03 Learning Center, Hall D	<b>GIS-WEB Gastrointestinal Wednesday Poster Discussions</b> The Hepatoduodenal Ligament Revealed: Cross-Sectional Imaging Spectrum of Anatomical Variants, Diseases and Neoplasms. Daniel A. Souza, Amin S. Chaoui, <u>Mark Knox,</u> <u>Deirdre E. Moran,</u> Aleksandar Ivanovic, <b>Koenraad J. Mortele</b>

Names in Bold = BIDMC Radiology Faculty/Staff; Trainees

## Poster Exhibits with Discussions


VIS261 12:15-12:45 PM Thurs 12/03 Learning Center, Hall D	<b>VIS-THA Vascular/Interventional Thursday Poster Discussions</b> Clinical Outcomes in Primary Hyperaldosteronism Treatment: Radiofrequency Ablation vs. Adrenalectomy vs. Medical Therapy. <b>Ammar Sarwar</b> , Ari C. Sacks, <b>Olga R. Brook</b> , <u>Erica A. Gupta</u> , Nahum Goldberg, <b>Barry A. Sacks</b> , <b>Muneeb Ahmed</b> , <b>Salomao Faintuch</b>
QSE010-b 12:45-1:15 PM Thurs 12/03 Learning Center, Hall D	<b>QSE-THB Quality Storyboards Thursday Poster Discussions</b> Incorporating Consensus-Oriented Contemporaneous Peer-Review into a Breast Imaging Practice. <b>Jordana Phillips</b> , <b>Tejas S. Mehta</b> , <b>Shambhavi Venkataraman</b> , <b>Richard E. Sharpe</b> , <b>Vandana M. Dialani</b> , <b>Seema Prakash</b> , <b>Valerie J. Fein-Zachary</b> , <b>Priscilla J. Slanetz</b> , <b>Chun-Shan Yam</b> , <b>Jonathan B. Kruskal</b>


## Education Exhibits - Lakeside Learning Center

(Alphabetical by 1st author) Sun 8:00 am - 6:00 pm • Mon-Thu 7:00 am - 10 pm • Fri 7:00 am - 12:45 pm

BRE136	Optimizing Digital Mammographic Image Quality: Common Artifacts Encountered During the QC Process [E poster] <u>Rashmi Jayadevan</u> , <b>M. Julie Armada</b> , Rola M. Shaheen, <b>Constance Mulcahy</b> , <b>Priscilla J. Slanetz</b>
CHE186	Imaging the Central Airways Gently and Wisely by Using MRI. <u>Pierluigi Ciet</u> , <b>Diana Litmanovich</b> , <b>Phillip M. Boiselle</b> , Edward Y. Lee, Piotr A. Wielopolski, Harm A. Tiddens
EDE001-b	Breast Case of the Day. Susan O. Holley, Michelle V. Lee, <b>E. Jane Karimova</b> , Matthew S. Clower, Rachel U. Loomans, Hillary L. Shaw, Catherine M. Appleton
ERE100	Acute Pancreatitis: Imaging Indications and Potential Complications. Jason DiPoce, Yehuda Malul, <u>Nadia Caplan</u> , Harold Jacob
ERE130	Getting to the Heart of the Matter: Cardiac Findings on Non-Gated Chest CTA in the ED. <u>D. Amanda Rigas</u> , <b>Robin B. Levenson</b> , <b>Karen S. Lee</b>
HPE125	Focused Professional Practice Evaluation (FPPE) of Radiologists - A CMS and Joint Commission Requirement. <b>Jonathan B. Kruskal</b>
HPE134	The Anatomy and Essential Components for a Successful Practice Quality Improvement Project. <b>Jonathan B. Kruskal</b> , David B. Larson
MKE169 	Foot for Thought: Metatarsalgia Imaging and Intervention. Heba Almutairi, <u>Almamoona I. Justaniah</u> , Robert J. French, Dmitry Elentuck
MSE142 	It's Alive!!! How to Use a Simple Tissue Phantom to Teach Liver Biopsy, Abscess Drainage and Percutaneous Cholecystostomy Procedures. <b>Maryellen R. Sun</b> , <b>Bettina Siewert</b> , <u>Hannah Perry</u>
NRE120	The Fascinating Art and Science of Myelography: From Bygone to Modern Era. <b>Nagamani Peri</b> , <b>Rafael Rojas</b> , Steve Reddy

 Certificate of Merit

 Magna Cum Laude

NRE333 NR Community, Learning Center	A "Window" into Temporal Bone Pathology: Imaging of the Normal Anatomy and Pathology of the Oval and Round Windows of the Temporal Bone. Behroze Vachha, Azita S Khorsandi, <b>Gul Moonis</b> 
NRE385 NR Community, Learning Center	Vascular Anomalies of the Spine: A Simplified Approach. <u>Neda I Sedora-Roman</u> , Sachin Pandey, Ajith Thomas, <b>Gul Moonis</b>

## BIDMC at RSNA 2014

Bettina Siewert - **Chair, General RadioGraphics**  
Muneeb Ahmed (**General RG**)  
Ferris Hall (**General RG**)  
Maryellen Sun - (**General RG**)

Diana E. Litmanovich (**Cardiovascular**)

Robin Levenson (**Emergency Rad**)

Mary G. Hochman (**MSK**)

Jim S. Wu (**MSK**)

Gul Moonis (**Neuro**)

Jonathan Kruskal - **Chair, Quality Initiatives**  
Olga Brook (**QI**, also **RSNA Quality Improvement Committee**)


Ronald Eisenberg (**QI**)

Justin Kung (**QI**)

Tejas Mehta (**QI**)

Ammar Sarwar, Trainee Member (**QI**)

Jacob Sosna (**QI**)



**Salomao Faintuch, MD** -


Chairman, Editorial Board - **RSNA Daily Bulletin**

Member - **RSNA Publications Council**

Member - **RSNA Public Information Committee**



Congratulations to Cardiothoracic Imaging Section Chief **Alexander Bankier, MD PhD** for earning a 2014 **RSNA Honored Educator Award**. Established in 2011, the RSNA Honored Educator Award recognizes RSNA members who have produced an array of RSNA educational resources in the past calendar year and serves as a benchmark of academic productivity in support of a meaningful and successful radiology career. This award is doubly significant for Alex as he also received this award in 2013!



\* **BIDMC Faculty on RadioGraphics Selection Panels**

Names in Bold = BIDMC Radiology Faculty/Staff; Trainees