




Just Getting Started?





Explore these overviews of fundamental concepts and features.

Title	Description	Watch Video
Brief Overview	A quick summary of what REDCap is and what it can do.	 4 minutes
Detailed Overview	This video provides an overview of basic functions and features within a REDCap project. It will serve as a starting point for learning about the basic concepts of REDCap, what REDCap projects are, how to create them, and how to use them.	 78 minutes
Data Entry Overview	A focused exploration of basic data entry workflow. Suitable for training data entry staff.	 16 minutes

Building a Project





Learn how to build and modify data collection instruments.

Title	Description	Watch Video
-------	-------------	-------------

Introduction to Project Development	An introduction to the Online Designer and Data Dictionary methods of project modification.	 4 minutes
Online Designer	This online tool is the quickest and most intuitive method for making instrument modifications.	 5 minutes
Data Dictionary	The Data Dictionary is your project structure in a downloadable spreadsheet file. The spreadsheet can be modified and uploaded into REDCap to make instrument modifications. To see an example, download the Data Dictionary demonstration file .	 10 minutes
Project Field Types	An illustration of some popular field types.	 4 minutes





Basic Features & Modules



Project Type	Description	Watch Video
--------------	-------------	-------------

<p>Applications Overview</p>	<p>A brief exploration of the most popular built-in tools.</p>	 5 minutes
<p>Calendar Module</p>	<p>This tool organizes your study by tracking upcoming milestones and events.</p>	 7 minutes
<p>Scheduling Module</p>	<p>This is an optional feature in longitudinal projects. The tool generates record-specific schedules based on a series of events or timepoints. Used with the calendar module, this tool greatly streamlines longitudinal data entry.</p>	 7 minutes
<p>Data Access Groups for multi-site projects</p>	<p>The Data Access Groups feature assigns users to groups. Any user in a Data Access Group may only access their group's records. Each group is blinded to all other data/records. Users not in a group can access all data across all groups. This feature is especially useful for multi-site projects because each data collection site must usually be restricted from viewing other sites' records.</p>	 7 minutes

Types of REDCap Projects

There are several flavors of REDCap projects to choose from as you begin thinking about building your own project. Each type of project has its advantages and disadvantages, and may fit the specific needs better of one type of project over another. Please review the different types below, and you may even view a live example of each project type in action or view a short video about it.





Project Type	Description	Watch Video
Types of Projects	<p>This video describes two major decisions that must be made when building a REDCap project. It also briefly illustrates how these decisions affect which type of project is used.</p>	 3 minutes
Traditional Project (classic model with data entry forms)	<p>The traditional project is used for basic data collection. All data is entered directly in REDCap by users who log in. Multiple data collection instruments are often defined. This project type is suitable for most data collection needs. It can capture longitudinal data, including adverse event reporting or other collection that does not have a pre-defined schedule or end-point.</p>	 3 minutes
Single Survey Project	<p>The Survey module allows a REDCap instrument to be completed by survey respondents who do not log in. Data can also still be entered by REDCap users (who do log in). This video explores all the major features of the survey module, including survey distribution. A single survey project has only one data collection instrument, which is used as a survey.</p>	 5 minutes
Longitudinal Project (multi-use data entry forms, abstract time-	<p>The Longitudinal module allows any data collection instrument(s) to be completed multiple times for each record. The same data may be captured repeatedly. The module uses an event grid to define clear timepoints used for data collection. The longitudinal module is best suited to very structured studies which do NOT last indefinitely. Clinical trials frequently use this project type.</p>	 3 minutes

points)		
Longitudinal Project + Scheduling (multi-use data entry forms, defined time points)	This project type uses two modules. The Longitudinal module allows any data collection instrument(s) to be completed multiple times for each record. The Scheduling module adds record-specific schedules onto a study calendar, using the longitudinal event grid. Schedules can be generated and modified. The longitudinal module is best suited to very structured studies which do NOT last indefinitely. So this project type is useful for large, multi-site clinical trials needing a quick and easy way to schedule patient visits.	 3 minutes
Operations (use case for non-study/non-trial)	REDCap can be used for almost any type of data collection. The most common uses are clinical research and trials. However, REDCap is also suitable for administrative and educational data, workflow tracking, quality improvement, biobanking, registries, and non-human research. This example explores a traditional project type being used to capture and track operational bookkeeping information.	 2 minutes

Special Features within REDCap Projects

Every REDCap project is capable of utilizing special features, some of which can be enabled by normal users and some by REDCap administrators. Below is a listing of these features.

Feature	Description	Watch Video
---------	-------------	-------------

<p>Defining Events in Longitudinal Projects</p>	<p>Defining events is a requirement of the Longitudinal module. That module allows any data collection instrument(s) to be completed multiple times for each record. The module uses an event grid to define the timepoints used for data collection. This video illustrates how to define the timepoints (also called events).</p>	 <p>5 minutes</p>
<p>Designating Instruments for Events in Longitudinal Projects</p>	<p>Designating instruments is an optional step of the Longitudinal module. That module allows any data collection instrument(s) to be completed multiple times for each record. The module uses an event grid to define the timepoints used for data collection. This video illustrates how to designate which instruments are completed at each timepoint.</p>	 <p>3 minutes</p>
<p>Locking Records</p>	<p>The locking feature freezes data. Users can still view existing data, but they cannot modify it unless they have the needed User Rights permissions. This video illustrates the basics of how instruments are locked. Refer to the built-in help resources and locking applications for more detailed instructions about locking management.</p>	 <p>2 minutes</p>
<p>Data Resolution Workflow</p>	<p>This advanced tool enables a powerful data query management system.</p>	 <p>5 minutes</p>