

RSNA[®] 2019



SEE POSSIBILITIES
— **TOGETHER**

December 1–6

Beth Israel Deaconess Medical Center Radiology Presentation Schedule

Sunday, Dec. 1

10:45AM | S404CD

Masoud Nakhaei, MD
Scientific Paper SSA24-01:
Safety of Shortened Observation Time
Without Radiographic Follow-Up
for Patients After CT-Guided Lung Biopsy

10:55AM | N228

Adrian M. Jaramillo-Cardoso, MD
Scientific Paper SSA10-02:
The Additional Value of Expertise and
Structured Reporting in Pelvic MRI Assessment
of Endometriosis: A Comparison of Three
Review Methods for Diagnosis and Staging

2:00PM | N226

Muneeb Ahmed, MD
Educational Course RC131:
Tumor Ablation Beyond the Liver: Practical
Techniques for Success
(Hands-on)

2:00PM | E260

Vandana M. Dialani, MD
Educational Course RC150:
MR Imaging-Guided Breast Biopsy
(Hands-on)

Monday, Dec. 2

8:30AM | E353A

Diana Litmanovich, MD
Educational Course RC203B:
Pericarditis

10:40AM | S504AB

Da Zhang, PhD
Scientific Paper SSC12-02:
Impact of Imaging Conditions on Localizer-
Based Water Equivalent Diameter Estimation
and on Dose Modulation


3:30PM | S406A

Diana Litmanovich, MD
Multisession Course MSMC24C:
Coronary Artery Disease
and Incidental Non-Cardiac Findings

3:50PM N230B

Khoschy Schawkat, MD
Scientific Paper SSE09-06:
Texture Analysis and Machine Learning
for Quantification of Liver Fibrosis in MRI:
Correlation with MR Elastography
and Histopathology





Monday, Dec. 2

8:30AM | E353C

Koenraad J. Mortele, MD
Educational Course RC209: Gastrointestinal
Series: Pancreas Imaging

10:40AM | E353C

Alejandro Garces-Descovich, MD
Scientific Paper RC209-08:
Intraductal Pancreatic Mucinous Neoplasm
with Main Duct Involvement: How Ominous
are the Current Worrisome Features
and High-Risk Stigmata?

12:15PM

Da Zhang, PhD
PH Community, Learning Center
Scientific Poster PH229-SD-MOA2: Impact of
Imaging Conditions on Localizer-Based Water
Equivalent Diameter Estimation
and on Dose Modulation

3:20PM | E260

Jeffrey Weinstein, MD
Scientific Paper SSE26-03:
Hand Motion Analysis of Radiologists
Performing Simulated Radial Arterial
Access: Discerning Differences in Operator
Experience Using Kinematic Analysis

Tuesday, Dec. 3

8:30AM | S402AB

Olga R. Brook, MD
Multisession Course MSQI31:
Quality Improvement Symposium:
Staff Wellness and Development

12:45PM

Sonia Gupta, MD
HP Community, Learning Center
Scientific Poster HP234-SD-TUB4:
Research Authorship and Gender Parity:
Are We There?

12:45PM


Evguenia J. Karimova, MD
BR Community, Learning Center
Education Exhibit BR207-ED-TUB9:
Help Your Pathologist Help You:
Successfully Arriving at a Diagnosis
on Breast Biopsy

4:30PM | N228

Olga R. Brook, MD
Educational Course RC453:
Structured Reporting:
How Can We Make it Better?

4:30PM | N228

Olga R. Brook, MD
Educational Course RC453E:
Debate: Simple-Structured vs.
Disease-Specific Structured Reporting:
Disease-Specific Is Better



Tuesday, Dec. 3

8:30AM | N227B

Koenraad J. Morteale, MD
 Educational Course RC329C:
 Hilar/Perihilar
 Cholangiocarcinoma

8:30AM | S402AB

Bettina Siewert, MD
 Multisession Course MSQI31A:
 How to Foster Dignity
 and Respect in Radiology

10:30AM | S402AB

Bettina Siewert, MD
 Multisession Course MSQI32:
 Quality Improvement Symposium:
 Patient-Centered Care

12:15PM

Kimberlee A. Hashiba, MD
 HP Community, Learning Center
 Education Exhibit HP124-ED-TUA5:
 Benefits of a Near-Miss, Peer-Learning
 Conference Tailored for Residents

12:45PM

Evguenia J. Karimova, MD
 BR Community, Learning Center
 Education Exhibit BR207-ED-TUB9:
 Help Your Pathologist Help You:
 Successfully Arriving at a Diagnosis on
 Breast Biopsy

Tuesday, Dec. 3

1:00PM | S405AB

Muneeb Ahmed, MD
 Educational Course VSIO31:
 Interventional Oncology Series:
 From Bench to Bedside

1:55PM | S405AB

Muneeb Ahmed, MD
 Educational Course VSIO31-05:
 Post-Ablation Tumorigenesis

3:20PM | E260

Fady El-Gabalawy, MD
 Scientific Paper SSJ12-03:
 Analysis of Kinematic Differences in
 Hand Motion Between Novice and
 Experienced Operators in Interventional
 Radiology


4:30PM | N227B

Deborah Levine, MD
 Educational Course RC410C:
 Ovarian Cysts and Masses

Wednesday, Dec. 4

7:15AM | E350

Koenraad J. Morteale, MD
 Special Course SPSC40A:
 Incidental Pancreatic Cyst Risks: The Facts



Wednesday, Dec. 4

11:30AM

Marta Braschi Amirfarzan, MD
 Scientific Paper SSK09-07:
 Characteristic Radiographic Patterns of
 Biopsy-Proven, Immune-Related Colitis in
 Melanoma Patients Treated with Cytotoxic
 T-Lymphocyte Antigen-4 (CTLA-4) Inhibitors

11:50AM | S104A

Ammar Sarwar, MD
 Scientific Paper SSK12-09:
 Early Admission and Mortality Rates for
 Common Outpatient Interventional
 Radiology Procedures

11:50AM | S402AB

Giulia Sprugnoli, MD
 Scientific Paper SSK17-09:
 Reduction of Intratumoral Perfusion in
 Brain Cancers Patients by Noninvasive
 Electrical Stimulation

12:45PM

Chi Wen C. Huang, MD
 HP Community, Learning Center
 Scientific Poster HP222-SD-WEB2:
 Radiological and Clinical Outcomes of
 Emergent Spine MRI Scans Performed
 for Spinal Cord Compression

Wednesday, Dec. 4

3:30PM | E451B

Christina S. Konstantopoulos, MD
 Scientific Paper SSM01-04:
 Contrast-Enhanced Mammography:
 Does Acquisition Time Matter?

3:30PM | S406A

Diana Litmanovich, MD
 Multisession Course MSCT42:
 Case-Based Review of Thoracic
 Radiology (Interactive Session)

4:30PM | E353A

Jonathan B. Kruskal, MD, PhD
 Special Course SPSC45:
 Controversy Session: Radiologist Burnout:
 How Should We Help Mitigate?


4:30PM | N226

Jonathan B. Kruskal, MD, PhD
 Special Course SPSC43C:
 Benefits Versus Risks of Rapid Release
 of Imaging Reports and Data to Patients

Thursday, Dec. 5

8:30AM | S102CD

Olga R. Brook, MD | Educational Course
 RC602B: Disease-Specific Structured Reporting:
 Necessary Next Level to Stay Relevant



Thursday, Dec. 5

10:30AM | E450A

Robin B. Levenson, MD
 Multisession Course MSES52B:
 Gynecologic Emergencies

12:45PM

Georgios A. Maragos, MD
 NR Community, Learning Center
 Scientific Poster NR414-SD-THA6:
 Segmentation and Measurement
 of Ventricular and Cranial Vault Volumes
 in 15, 223 Subjects Using Artificial Intelligence

12:45PM

James L. Smith
 MK Community, Learning Center
 Education Exhibit MK008-EB-THB:
 Hands Up! Systemic Diseases with
 Characteristic Imaging Findings in the Hand

2:10PM | S405AB

Muneeb Ahmed, MD
 Educational Course VSIO51-08:
 MSK Immuno-Oncology: Talk the Talk

3:00PM | S404AB

Jonathan Hecht, MD, PhD
 Special Course SPSH53B:
 What We Know of Pathophysiology
 of PAS Disorder in 2019

Thursday, Dec. 5

4:30PM | S403B

Seth J. Berkowitz, MD
 Educational Course RC754B:
 Using Informatics to Transform Radiology
 to Patient-Centered Practice

4:30PM | S403B

Olga R. Brook, MD
 Educational Course RC754:
 Patient-Centric Radiology: How to Do It

Education Exhibits

Yukun Gao
 BR163-ED-X: Breast Injectables:
 The Aunt Minnies and the Head-Scratchers

Khoschy Schawkat, MD
 GI225-ED-X: Pancreatic Ductal
 Adenocarcinoma and Its Variants:
 Pearls and Perils from the Radiologic
 Pathology Archives

Kevin Sun, MD
 BR129-ED-X: Adding Value: An Easy Guide
 to the FDA's EQUIP Initiative