

| Scientific Posters - Lakeside Center D1 | |
|--|--|
| LL-BR4220-B03 11/26/06 12:30 - 1:30 PM | V Dialani, T Mehta, J Baum. Sonographic Features of Gynecomastia |
| LL-CH4032-B08 11/26/06 12:30 - 1:30 PM | A Kino, P Bhargava, L Mottley, J Carr, H Hatabu, V Raptopoulos. Impact of Quantitative D-Dimer Elisa Assay on Utilization of Pulmonary CT Angiography Done in the Emergency Dept |
| LL-CH4046-H02 11/28/06 12:15 - 1:15 PM | T Kubo, A Kino, PJ Lin, M Takahashi, V Raptopoulos, H Hatabu. Conversion of Images Reconstructed with Lung Algorithm Using Smoothing Convolution Filter for Soft Tissue Interpretation. |



*BIDMC Staff:-

General Radiographics Panel -

Ferris Hall - Chairman


Mary Hochman

Jonathan Kruskal

Bettina Siewert

Women's Imaging Panel-

Deborah Levine



Beth Israel Deaconess Medical Center

A major teaching affiliate of Harvard Medical



Guide to
BIDMC Radiology
Scientific Sessions,
Courses and Exhibits







RSNA | **2006**
Strengthening
Professionalism

Radiological Society of North America
92nd Scientific Assembly and Annual Meeting
November 26 - December 1, 2006
McCormick Place, Chicago, Illinois

| Sunday, November 26, 2006 | |
|---|--|
| 10:45 AM - 12:15 PM SSA01 E253CD | N Rofsky , Presenter. SESSION: ISP: Vascular/Interventional (Vascular Imaging: MR Angiography) |
| 10:45 - 10:55 AM SSA01-01 E253CD | N Rofsky , Keynote Speaker. ISP: Vascular/Interventional (Vascular Imaging: MR Angiography) |
| 10:55 - 11:05 AM SSA15-02 Arie Crown Theater | E Pisano, R Hendrick, M Yaffe, J Baum , S Acharyya, J Cormack, et al. Diagnostic Accuracy of Digital versus Film Mammography in Population Subgroups in the American College of Radiology Imaging Network (ACRIN) Digital Mammographic Imaging Screening Trial (DMIST) |
| 11:15 - 11:25 AM SSA10-04 E450B | G Zamboni, D Brennan, C Wilcox, V Raptopoulos . Impact of Z-Axis Dose Modulation on CT Exam Image Quality and Choice of mA |
| 11:25 - 11:35 am SSA09-05 E450A | A Sabir, C Wilcox , M Atkins, J Kruskal, V Raptopoulos, S. Goldberg . Multislice CT Perfusion Imaging Enables Early Detection of Therapeutic Response to Antiangiogenic Therapy |
| 11:45 - 11:55 AM SSA15-07 Arie Crown Theater | J Baum , M Mahoney, E Conant, K Lindfors, L Bassett, L Hanna, et al. Use of BI-RADS 3: Probably Benign in the American College of Radiology Investigative Network (ACRIN) Digital Mammography Screening Trial (DMIST) |
| 11:55 AM - 12:05 PM SSA02-08 E350 | Z Liu, M Ahmed, A Sabir, SN Goldberg . Perfusion Mediated Tissue Cooling and Radiofrequency Tumor Ablation: Important Factors Influencing Outcome |
| 12:30 - 1:30 PM LL-BR4220-B03 Lakeside Center | V Dialani, T Mehta, J Baum . Sonographic Features of Gynecomastia (Scientific Poster) |
| 12:30 - 1:30 PM LL-CH4032-B08 Lakeside Center | A Kino , P Bhargava, L Mottley, J Carr, H Hatabu, V Raptopoulos . Impact of Quantitative D-Dimer Elisa Assay on Utilization of Pulmonary CT Angiography Done in the Emergency Dept |

Names in Bold = BIDMC Radiology Faculty/Staff/Trainees

| Education Exhibits - Lakeside Center, level 3 (Alphabetical by 1st author) Sun 8:00 am - 6:00 pm • Mon-Thurs 7:00 am - 10 pm • Fri 7:00 am - 12:45 pm | |
|--|--|
| LL-VI3012 |  M Ahmed, D Dupuy, J Kruskal, SN Goldberg . Optimizing Thermal Ablation Using Combination Adjuvant Therapies. |
| LL-MS2649 | D Brennan, J Kruskal, G Zamboni, F Komlos, M Nishino, B Siewert . Surgical "Don't Touch Me" Lesions: Postoperative Mimickers of Disease in the Abdomen and Pelvis That You Don't Want to Biopsy! |
| LL-VI3024 | D Brennan, J Kruskal, RA Kane, D Pleskow, A Mahadevan, SN Goldberg . Multimodality Image-guided Fiducial Seed Placement for Robotic Radiosurgery with Cyberknife®: A How-to Guide for the Practicing Radiologist. |
| LL-GI2809 | D Brennan, J Kruskal, V Raptopoulos, B Siewert, SN Goldberg . Multiphase CT Imaging of Interstitial Tumor Therapies of the Liver: Imaging Findings and Assessment of Tumor Response. |
| LL-OB3209-D |   M Gerlach, M Kataoka, JF Kazan-Tannus, D. Levine . Ultrasound and MR Imaging Evaluation of Fetal Ventriculomegaly: Examples and Associated Findings That Confer a Worse Prognosis |
| LL-CH4556 |  T Kubo, PJ Lin, Y Ohno, M Takahashi, HU Kauczor, H Hatabu . Radiation Dose Reduction in CT of the Thorax |
| LL-CH4550-B11 | M Nishino, K Lee, H Itoh, P Boiselle, H Hatabu . Spectrum of Pulmonary Sarcoidosis: Variations in High-Resolution CT Findings and Clues for Specific Diagnosis |
| LL-GI2748 | M Nishino, A Bageac, JA Parker, J Kruskal, H Hatabu . Multimodality Imaging of Esophageal Cancer |
| LL-UR2714 | M Smith, I Pedrosa, M Sanda, W DeWolf, G Adey, N Rofsky . Nodular Enhancement on Magnetic Resonance Imaging of Cystic Renal Lesions Predicts Malignancy |
| LL-IN3079 | CS Yam, ME Larson . A Simple Method for Creating a Scrollable Movie-Loop for PowerPoint Presentation Using Macromedia Flash |



Cum Laude



Certificate of Merit



Excellence in Design



Selected for RadioGraphics

Names in Bold = BIDMC Radiology Faculty/Staff/Trainees

| Thursday, November 30, 2006 | |
|--|--|
| 8:30 - 10:00 AM RC602A E350 | P Boiselle , Presenter. REFRESHER COURSE: Electronic Evaluation Systems in Radiology |
| 11:40 - 11:50 AM SSQ02-07 E253CD | M Kircher , J Grimm, F Swirski, P Libby, RE Gerszten, JR Allport, R Weissleder. Noninvasive in Vivo Imaging of Monocyte Trafficking to Atherosclerotic Plaques |
| 12:10-12:20 PM VI52-11 S501ABC | J Frangioni , Presenter. REFRESHER COURSE: RSNA-NCI Interventional Oncology Series: Oncologic Image-guided Intervention: Today and Tomorrow: Part II: Emerging Techniques and Applications Optical Imaging: Potential for Guidance and Endpoint Determination during Image-guided Intervention |
| 4:30 - 6:00 PM RC712A N228 | N Rofsky , Presenter. REFRESHER COURSE: Topics in Aortic Imaging (Acute Aortic Syndromes) |
| 4:30 - 6:00 PM RC750 E260 | SN Goldberg , Presenter. REFRESHER COURSE: Radiofrequency Ablation: Principles, Techniques, Equipment, and Tricks of the Trade (Hands-on Workshop) |

| Friday, December 1, 2006 | |
|---------------------------------------|--|
| 8:30 - 10:00 AM RC814 E350 | E Lang , Presenter. REFRESHER COURSE: Sedation in Radiologic Practice |
| 11:20 - 11:30 AM SST05-06 E353B | N Peri, D Levine . Sonographic Evaluation of Endometrium in Patients with Polycystic Ovarian Syndrome |



| Monday, November 27, 2006 | |
|---------------------------------------|--|
| 8:30 - 10:00 AM RC229B S503AB | I Pedrosa , Presenter. REFRESHER COURSE: Minicourse: Optimize Your Body MR Practice—From Safety to Protocol Design: Optimize Your Body MR Imaging Protocols with the Experts (Abdomen RC229B) |
| 10:30 AM - 12 Noon SSC11 E451A | R Kane , Presenter. SESSION: Ultrasound (Science to Practice) |
| 11:40 - 11:50 AM SSC09-08 E450A | A Keeling, M Morrin, N Bloch , R Farrell, C McKenzie, N Rofsky . MR Colonography Using Air as Endoluminal Contrast: Impact on Colorectal Polyp Detection |
| 3:00 - 4:00 PM SSE14 N226 | D Hackney , Presenter. SESSION: Neuroradiology/Head and Neck (Spine: Injury) |
| 3:40 - 3:50 PM SSE05-05 E352 | I Pedrosa , M Laforana, P Pandharipande, L Ngo, D Levine, N Rofsky . Impact of MRI on the Negative Laparotomy and Perforation Rates in Pregnant Patients with Suspected Acute Appendicitis |



| Tuesday, November 28, 2006 | |
|---|--|
| 10:30 - 10:40 AM SSG19-01 S402AB | J Kruskal, J Sosna, CS Yam. Improved Clinical and Technical Performance Result from a Voluntary Online Radiology QA Reporting System |
| 10:30 AM - 12 Noon SSG08 E353C | W Stanford, M Clouse , Moderators. SESSION: Cardiac (CT) |
| 10:30 AM - 12 Noon ES32 S100AB | P Boiselle , Presenter. REFRESHER COURSE: Essentials of Chest Imaging: Solitary Pulmonary Nodule, Interstitial Lung Disease, and Tuberculosis |
| 10:40 - 10:50 AM SSG19-02 S402AB | M Nishino* , M Rosen, B Siewert, CS Yam, H Hatabu, J Kruskal. The Effect of Day and Time on Misses in Body CT Exams: Analysis Using Online QA System <i>*Research Trainee Award</i> |
| 11:00 - 11:10 AM SSG19-04 S402AB | B Siewert, M Nishino, V Raptopoulos, J Kruskal. Errors in Interpretation of Abdominal CT Examinations: Experience Gained from Quality Assurance |
| 11:30 - 11:40 AM SSG04-07 E351 | K Lee , S Ashiku, A Ernst, D Feller-Kopman, M DeCamp, P Boiselle. Comparison of Expiratory CT Airway Abnormalities before and after Tracheoplasty Surgery for Tracheobronchomalacia |
| 11:50 AM - 12 Noon SSG23-09 S502AB | G Williams* , G Kolodny. A Method for Detecting Biological Active Coronary Artery Disease (CAD) by F18-Fluorodeoxyglucose (FDG): PET/CT <i>*Research Trainee Award</i> |
| 12:15 - 1:15 PM LL-CH4046-H02 Lakeside Center | T Kubo, A Kino, PJ Lin, M Takahashi, V Raptopoulos, H Hatabu. Conversion of Images Reconstructed with Lung Algorithm Using Smoothing Convolution Filter for Soft Tissue Interpretation. (Scientific Poster) |
| 3:00 - 4:00 PM SSJ07 E353B | D Levine , Presenter. SESSION: Genitourinary (Fetal MR Imaging) |
| 3:00 - 3:10 PM SSJ07-01 E353B | JF Kazan-Tannus, D Levine, J Estroff, T Mehta, C Robson, TY Poussaint. Concordance of Prenatal Sonographic and MR Diagnoses in Fetuses Referred for Ventriculomegaly |
| 3:30 - 3:40 PM SSJ03-04 E350 | M Schuster , H Mahallati, N Rofsky, I Pedrosa. Dynamic Half-fourier Single Shot Turbo Spin Echo (HASTE): A Rapid Technique for Diagnosis of Deep Vein Thrombosis |
| 4:30 - 6:00 PM RC 428 S502AB | SN Goldberg, D Alsop , Presentors. REFRESHER COURSE: Minicourse in Oncologic Imaging: Imaging Opportunities in Clinical Trials – Interventional Oncology Therapies: From Concept to Delivery |

Names in Bold = BIDMC Radiology Faculty/Staff/Trainees

| Wednesday, November 29, 2006 | |
|---|---|
| 9:30 - 10:00 AM Press Conf. E258 | EV Lang , Presenter. Press Conference: Hypnosis Helps Women with Breast Biopsy Lakeside Center, Level 2, Hall E |
| 11:50AM-12Noon SSK05-09 E352 | V Dialani, A Ernst, M Sun, K Lee, D Feller-Kopman, P Boiselle. Accuracy of Multi-detector Row CT for Detection of Airway Stent Complications |
| 2:30 - 2:50 PM VI143-08 S501ABC | JB Kruskal , Presenter. REFRESHER COURSE: RSNA-NCI Interventional Oncology Series: Optimizing Oncologic Patient Care and Image-guided Intervention Based on the Biology of Cancer and the Microenvironment Tumor Biology and the Cancer Microenvironment II: Angiogenesis |
| 3:20 - 3:30 PM SSM22-03 S405AB | T Gorbachova, W Morrison, A Zoga, A Haims, J Wu. Bone Biopsy in Osteomyelitis: Retrospective Analysis of Histologically Proven Cases and Correlation with Culture Results |
| 3:30 - 3:40 PM SSM22-04 S405AB | J Wu , T Gorbachova, W Morrison, A Haims. Image Guided Bone Biopsy for Osteomyelitis: Are There Factors Associated with Positive or Negative Cultures? |
| 3:30 - 3:40 PM SSM01-04 Arie Crown Theater | E Lang, K Berbaum, S Faintuch, O Hatsiopoulou, M Berbaum, J Baum et al. Adjunctive Self-hypnotic Relaxation during Image-guided Large Core Needle Biopsy of the Breast: A Prospective Randomized Trial |
| 3:40 - 3:50 PM SSM20-05 S402AB | J Kruskal, J Sosna, B Siewert, F Hall. How Are Errors in Body CT Currently Communicated? |
| 3:40 - 3:50 PM SSM22-05 S405AB | S Shetty, M Bredella, A Kassanjian. Imaging Predictors of Diagnostic Yield of Percutaneous Core Biopsy Procedures in Suspected Discitis/Osteomyelitis |
| 4:10 - 4:30 PM VI44-02 S501ABC | SN Goldberg , Presenter. REFRESHER COURSE: RSNA-NCI Interventional Oncology Series: Optimizing Oncologic Image-guided Intervention Therapies Based on the Biology and the Microenvironment Image-guided Intervention Based on Biologic and Microenvironmental Factors I: Hyper- and Hypothermia |
| 5:30 - 5:40 PM VI44-07 S501ABC | P Mertyna, Z Liu, T Brody, M Dewhirst, SN Goldberg. Radiofrequency Tumor Ablation – Is It Only Thermal Coagulation? |

Names in Bold = BIDMC Radiology Faculty/Staff/Trainees